



Rechenmauern 1

Rechne aus.

<input type="text"/>	<input type="text"/>	<input type="text"/>	<input type="text"/>	<input type="text"/>	<input type="text"/>	<input type="text"/>	<input type="text"/>	<input type="text"/>	<input type="text"/>
<input type="text"/>	<input type="text"/>	<input type="text"/>	<input type="text"/>	<input type="text"/>	<input type="text"/>	<input type="text"/>	<input type="text"/>	<input type="text"/>	<input type="text"/>
3	2	3	4	2	2	1	3	3	1
<input type="text"/>	<input type="text"/>	<input type="text"/>	<input type="text"/>	<input type="text"/>	<input type="text"/>	<input type="text"/>	<input type="text"/>	<input type="text"/>	<input type="text"/>
1	1	3	1	1	2	1	1	5	1
<input type="text"/>	<input type="text"/>	<input type="text"/>	<input type="text"/>	<input type="text"/>	<input type="text"/>	<input type="text"/>	<input type="text"/>	<input type="text"/>	<input type="text"/>
2	1	2	3	1	4	6	1	2	6
<input type="text"/>	<input type="text"/>	<input type="text"/>	<input type="text"/>	<input type="text"/>	<input type="text"/>	<input type="text"/>	<input type="text"/>	<input type="text"/>	<input type="text"/>
5	1	3	1	1	6	3	1	5	3
<input type="text"/>	<input type="text"/>	<input type="text"/>	<input type="text"/>	<input type="text"/>	<input type="text"/>	<input type="text"/>	<input type="text"/>	<input type="text"/>	<input type="text"/>
6	1	1	3	3	1	4	2	1	4
<input type="text"/>	<input type="text"/>	<input type="text"/>	<input type="text"/>	<input type="text"/>	<input type="text"/>	<input type="text"/>	<input type="text"/>	<input type="text"/>	<input type="text"/>
2	2	2	3	1	2	1	2	4	1



Rechenmauern 2

Rechne aus.

<input type="text"/>	<input type="text"/>	<input type="text"/>	<input type="text"/>	<input type="text"/>	<input type="text"/>	<input type="text"/>	<input type="text"/>	<input type="text"/>	<input type="text"/>
<input type="text"/>	<input type="text"/>	<input type="text"/>	<input type="text"/>	<input type="text"/>	<input type="text"/>	<input type="text"/>	<input type="text"/>	<input type="text"/>	<input type="text"/>
3	5	3	4	2	4	1	4	3	1
<input type="text"/>	<input type="text"/>	<input type="text"/>	<input type="text"/>	<input type="text"/>	<input type="text"/>	<input type="text"/>	<input type="text"/>	<input type="text"/>	<input type="text"/>
1	4	3	2	1	2	1	6	5	1
<input type="text"/>	<input type="text"/>	<input type="text"/>	<input type="text"/>	<input type="text"/>	<input type="text"/>	<input type="text"/>	<input type="text"/>	<input type="text"/>	<input type="text"/>
2	3	1	5	3	1	3	7	2	6
<input type="text"/>	<input type="text"/>	<input type="text"/>	<input type="text"/>	<input type="text"/>	<input type="text"/>	<input type="text"/>	<input type="text"/>	<input type="text"/>	<input type="text"/>
5	4	1	7	1	6	1	4	5	4
<input type="text"/>	<input type="text"/>	<input type="text"/>	<input type="text"/>	<input type="text"/>	<input type="text"/>	<input type="text"/>	<input type="text"/>	<input type="text"/>	<input type="text"/>
7	1	1	6	3	1	3	6	1	4
<input type="text"/>	<input type="text"/>	<input type="text"/>	<input type="text"/>	<input type="text"/>	<input type="text"/>	<input type="text"/>	<input type="text"/>	<input type="text"/>	<input type="text"/>
2	4	2	4	3	2	3	6	4	1



Rechenmauern 1

Rechne aus.

<input type="text"/>	<input type="text"/>	<input type="text"/>	<input type="text"/>	<input type="text"/>	<input type="text"/>	<input type="text"/>	<input type="text"/>	<input type="text"/>	<input type="text"/>
<input type="text"/>	<input type="text"/>	<input type="text"/>	<input type="text"/>	<input type="text"/>	<input type="text"/>	<input type="text"/>	<input type="text"/>	<input type="text"/>	<input type="text"/>
1	2	12	14	1	2	4	2	2	2
<input type="text"/>	<input type="text"/>	<input type="text"/>	<input type="text"/>	<input type="text"/>	<input type="text"/>	<input type="text"/>	<input type="text"/>	<input type="text"/>	<input type="text"/>
5	1	2	13	2	2	1	2	15	2
<input type="text"/>	<input type="text"/>	<input type="text"/>	<input type="text"/>	<input type="text"/>	<input type="text"/>	<input type="text"/>	<input type="text"/>	<input type="text"/>	<input type="text"/>
2	2	2	3	1	4	12	3	2	2
<input type="text"/>	<input type="text"/>	<input type="text"/>	<input type="text"/>	<input type="text"/>	<input type="text"/>	<input type="text"/>	<input type="text"/>	<input type="text"/>	<input type="text"/>
4	1	3	12	1	1	1	1	5	1
<input type="text"/>	<input type="text"/>	<input type="text"/>	<input type="text"/>	<input type="text"/>	<input type="text"/>	<input type="text"/>	<input type="text"/>	<input type="text"/>	<input type="text"/>
6	1	2	15	1	1	4	1	1	1
<input type="text"/>	<input type="text"/>	<input type="text"/>	<input type="text"/>	<input type="text"/>	<input type="text"/>	<input type="text"/>	<input type="text"/>	<input type="text"/>	<input type="text"/>
12	2	2	3	1	2	13	2	2	2



Rechenmauern 2

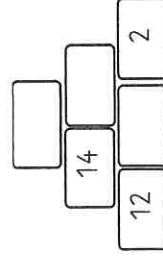
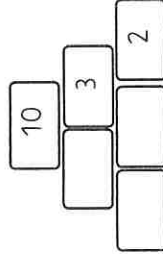
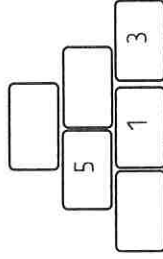
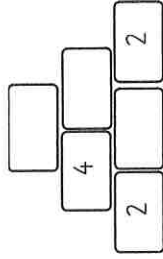
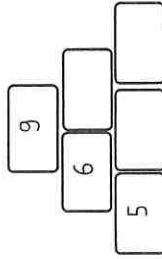
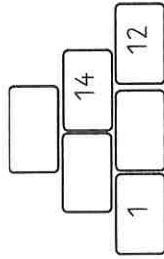
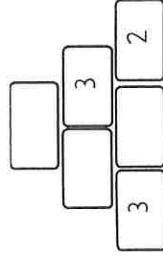
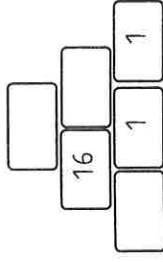
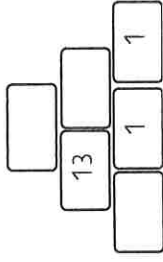
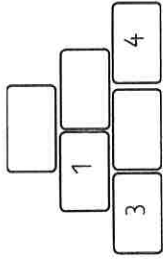
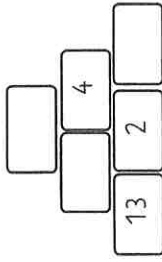
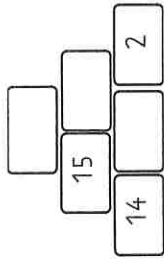
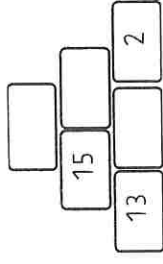
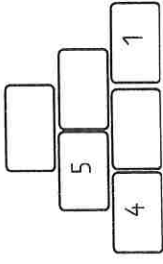
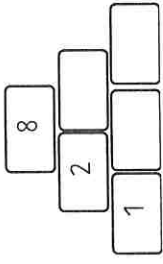
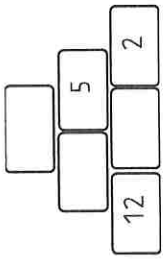
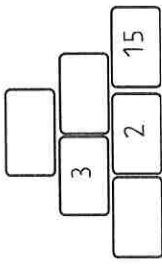
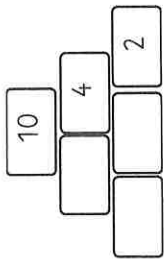
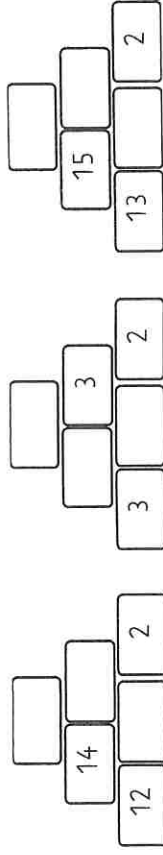
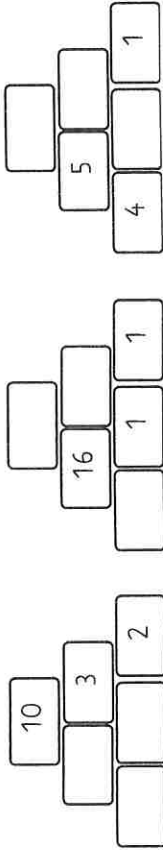
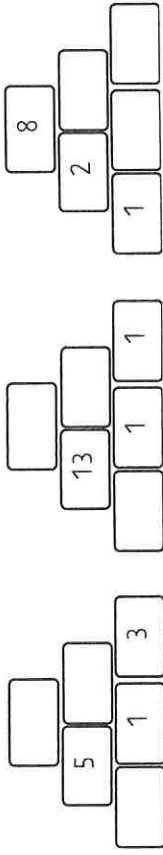
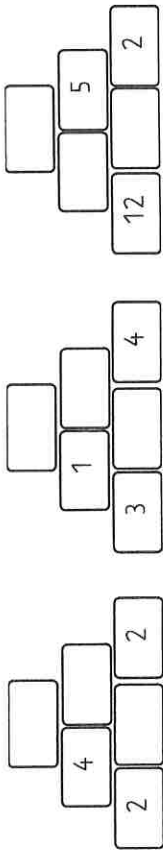
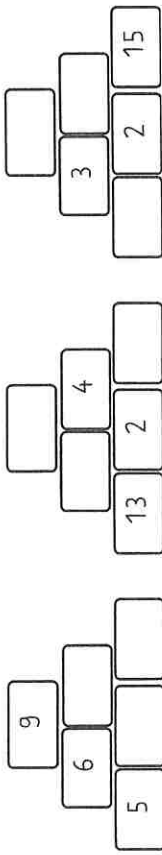
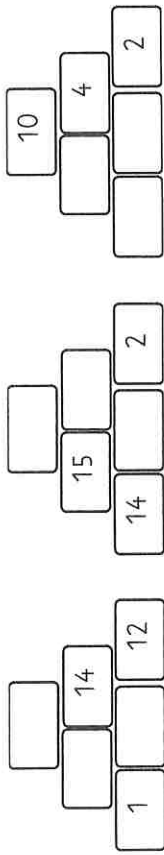
Rechne aus.

<input type="text"/>	<input type="text"/>	<input type="text"/>	<input type="text"/>	<input type="text"/>	<input type="text"/>	<input type="text"/>	<input type="text"/>	<input type="text"/>	<input type="text"/>
<input type="text"/>	<input type="text"/>	<input type="text"/>	<input type="text"/>	<input type="text"/>	<input type="text"/>	<input type="text"/>	<input type="text"/>	<input type="text"/>	<input type="text"/>
1	2	11	5	1	2	16	2	2	2
<input type="text"/>	<input type="text"/>	<input type="text"/>	<input type="text"/>	<input type="text"/>	<input type="text"/>	<input type="text"/>	<input type="text"/>	<input type="text"/>	<input type="text"/>
6	1	2	14	2	2	1	2	15	2
<input type="text"/>	<input type="text"/>	<input type="text"/>	<input type="text"/>	<input type="text"/>	<input type="text"/>	<input type="text"/>	<input type="text"/>	<input type="text"/>	<input type="text"/>
12	2	2	3	1	4	12	3	2	2
<input type="text"/>	<input type="text"/>	<input type="text"/>	<input type="text"/>	<input type="text"/>	<input type="text"/>	<input type="text"/>	<input type="text"/>	<input type="text"/>	<input type="text"/>
14	1	3	2	1	11	11	1	5	5
<input type="text"/>	<input type="text"/>	<input type="text"/>	<input type="text"/>	<input type="text"/>	<input type="text"/>	<input type="text"/>	<input type="text"/>	<input type="text"/>	<input type="text"/>
16	1	2	11	1	1	4	1	3	3
<input type="text"/>	<input type="text"/>	<input type="text"/>	<input type="text"/>	<input type="text"/>	<input type="text"/>	<input type="text"/>	<input type="text"/>	<input type="text"/>	<input type="text"/>
12	2	4	13	1	2	13	2	3	3



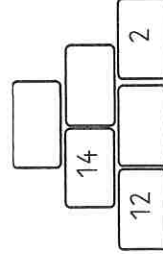
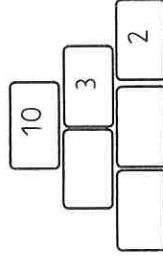
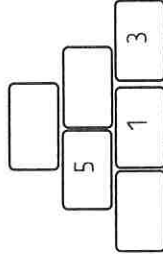
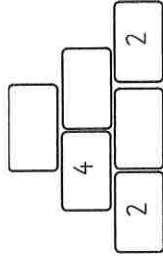
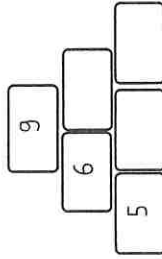
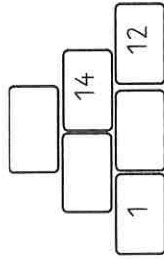
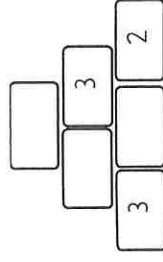
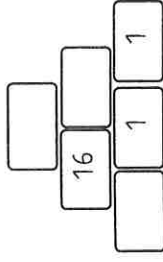
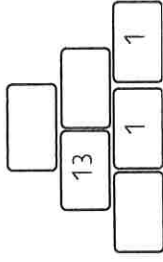
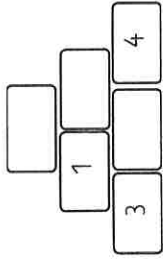
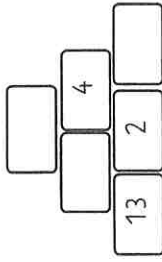
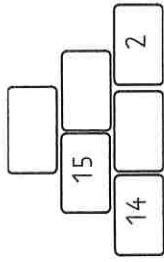
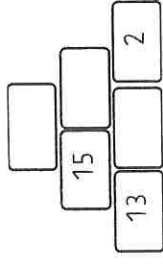
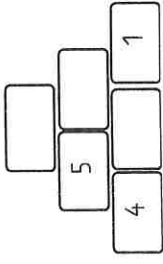
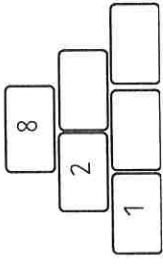
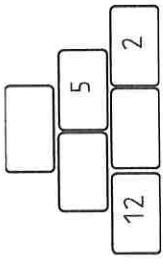
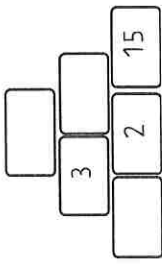
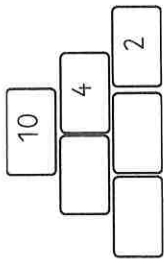
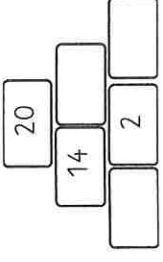
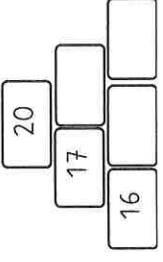
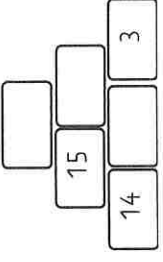
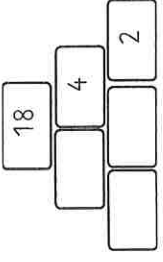
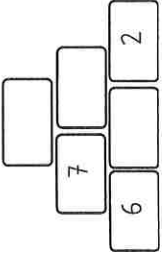
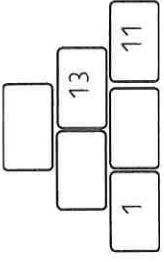
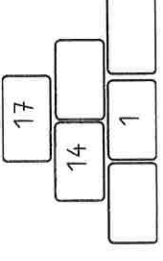
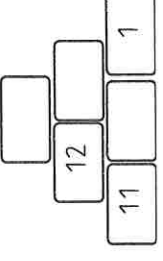
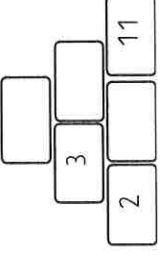
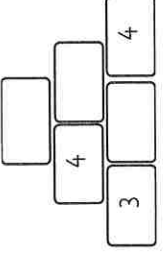
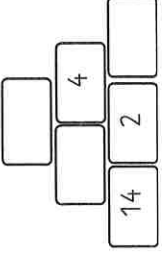
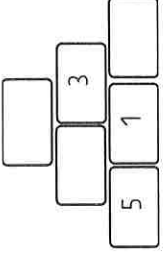
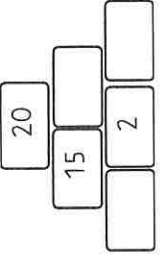
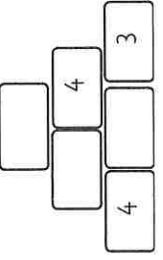
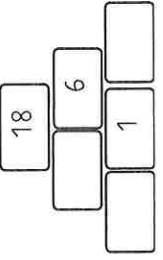
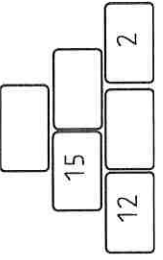
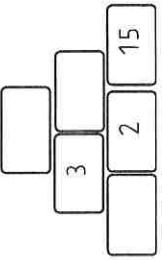
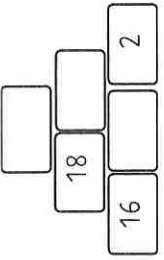
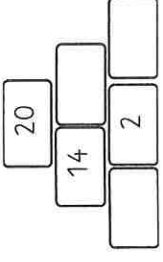
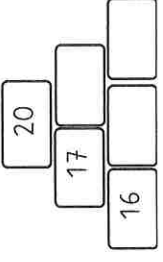
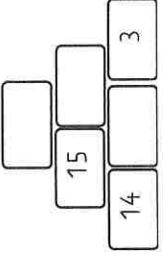
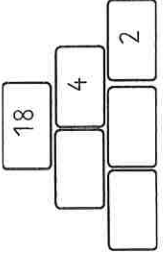
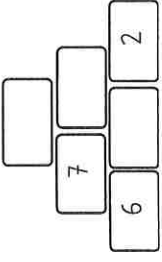
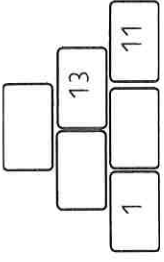
Rechenmauern 1


Rechne aus.



Rechenmauern 2

Rechne aus.





Rechenhäuser 4

Fülle die Rechenhäuser mit den richtigen Zahlen aus.

-1	6
	9
	4
	7

-2	4
	6
	7
	5

-5	5
	2
	3
	1

-6	1
	3
	4
	2


-1	9
	7
	3
	6

-2	7
	2
	4
	5

-3	6
	2
	4
	5

-2	6
	8
	5
	3

-4	4
	2
	3
	5



Rechenhäuser 5

Fülle die Rechenhäuser mit den richtigen Zahlen aus.

+3	6
	5
	4
	3

+4	9
	8
	7
	6

+5	8
	7
	6
	5

+6	9
	8
	7
	6

+1	4
	3
	2
	1

+2	3
	4
	5
	6

+3	4
	5
	6
	7

+2	5
	6
	7
	8

+4	8
	7
	6
	5

Größer, kleiner oder gleich?

Setze das richtige Zeichen ein! 2



1. Welche Zahl ist größer?

$4 \bigcirc 3 \quad 5 \bigcirc 4 \quad 9 \bigcirc 4$

$7 \bigcirc 4 \quad 8 \bigcirc 9 \quad 3 \bigcirc 5$

$3 \bigcirc 5 \quad 7 \bigcirc 8 \quad 4 \bigcirc 7$

$8 \bigcirc 3 \quad 6 \bigcirc 2 \quad 7 \bigcirc 6$

$7 \bigcirc 5 \quad 4 \bigcirc 3 \quad 6 \bigcirc 9$

2. Welche Zahlen bis 10 passen?

$\underline{\quad} < 5 \quad \underline{\quad} > 6 \quad \underline{\quad} < 7$

$\underline{\quad} > 3 \quad \underline{\quad} < 4 \quad \underline{\quad} > 5$

$\underline{\quad} > 9 \quad \underline{\quad} < 1 \quad \underline{\quad} > 2$

Größer, kleiner oder gleich?

Setze das richtige Zeichen ein! 3



$4 \bigcirc 6 \quad 2 \bigcirc 4 \quad 1 \bigcirc 3 \quad 8 \bigcirc 10$

$6 \bigcirc 8 \quad 3 \bigcirc 6 \quad 5 \bigcirc 3 \quad 5 \bigcirc 7$

$0 \bigcirc 2 \quad 0 \bigcirc 8 \quad 7 \bigcirc 9 \quad 1 \bigcirc 6$

$9 \bigcirc 7 \quad 5 \bigcirc 7 \quad 4 \bigcirc 6 \quad 4 \bigcirc 2$

$1 \bigcirc 3 \quad 4 \bigcirc 6 \quad 6 \bigcirc 4 \quad 5 \bigcirc 2$

$3 \bigcirc 5 \quad 10 \bigcirc 6 \quad 3 \bigcirc 5 \quad 2 \bigcirc 4$

$7 \bigcirc 9 \quad 5 \bigcirc 1 \quad 0 \bigcirc 3 \quad 9 \bigcirc 1$

$5 \bigcirc 6 \quad 8 \bigcirc 10 \quad 7 \bigcirc 9 \quad 6 \bigcirc 8$

$4 \bigcirc 0 \quad 1 \bigcirc 6 \quad 5 \bigcirc 1 \quad 5 \bigcirc 5$

Größer, kleiner oder gleich?


Setze das richtige Zeichen ein! 4




- 6 ○ 3 2 ○ 6 4 ○ 6 4 ○ 6
- 3 ○ 3 5 ○ 7 8 ○ 0 6 ○ 8
- 4 ○ 7 1 ○ 4 0 ○ 2 2 ○ 8
- 6 ○ 6 8 ○ 10 7 ○ 4 7 ○ 9
- 7 ○ 9 1 ○ 2 0 ○ 2 5 ○ 3
- 4 ○ 6 3 ○ 8 2 ○ 4 3 ○ 5
- 8 ○ 9 2 ○ 2 6 ○ 8 2 ○ 9
- 1 ○ 3 4 ○ 9 3 ○ 5 8 ○ 6
- 3 ○ 3 4 ○ 3 4 ○ 5 1 ○ 9

Größer, kleiner oder gleich?

Welche Zahl ist größer?
Setze das richtige Zeichen ein!



- 4 ○ 16 12 ○ 4 11 ○ 13 8 ○ 11
- 6 ○ 18 3 ○ 16 15 ○ 13 15 ○ 7
- 10 ○ 2 10 ○ 8 17 ○ 19 1 ○ 16
- 19 ○ 7 5 ○ 17 14 ○ 16 14 ○ 2
- 1 ○ 3 4 ○ 16 16 ○ 4 5 ○ 2
- 3 ○ 5 10 ○ 16 3 ○ 5 2 ○ 4
- 17 ○ 19 5 ○ 1 0 ○ 3 11 ○ 1
- 5 ○ 16 18 ○ 10 17 ○ 11 16 ○ 18
- 5 ○ 15 5 ○ 6 8 ○ 18 4 ○ 11



Rechendreiecke 1

Welche Zahlen gehören in die Felder?

Diagram 1: A triangle divided into three sections. The top section contains the number 2, the bottom-left section contains 4, and the bottom-right section contains 5. There are empty boxes for the numbers on the left, right, and bottom sides.


Diagram 2: A triangle divided into three sections. The top section contains the number 9, the bottom-left section contains 2, and the bottom-right section contains 4. There are empty boxes for the numbers on the left, right, and bottom sides.

Diagram 3: A triangle divided into three sections. The top section contains the number 14, the bottom-left section contains 4, and the bottom-right section contains 7. There are empty boxes for the numbers on the left, right, and bottom sides.

Diagram 4: A triangle divided into three sections. The top section contains the number 6, the bottom-left section contains 5, and the bottom-right section contains 8. There are empty boxes for the numbers on the left, right, and bottom sides.

Diagram 5: A triangle divided into three sections. The top section contains the number 3, the bottom-left section contains 7, and the bottom-right section contains 12. There are empty boxes for the numbers on the left, right, and bottom sides.

Diagram 6: A triangle divided into three sections. The top section contains the number 9, the bottom-left section contains 9, and the bottom-right section contains 13. There are empty boxes for the numbers on the left, right, and bottom sides.



Rechendreiecke 2

Welche Zahlen gehören in die Felder?

Diagram 1: A triangle divided into three sections. The top section contains the number 2, the bottom-left section contains 9, and the bottom-right section contains 11. There are empty boxes for the numbers on the left, right, and bottom sides.

Diagram 2: A triangle divided into three sections. The top section contains the number 7, the bottom-left section contains 7, and the bottom-right section contains 16. There are empty boxes for the numbers on the left, right, and bottom sides.

Diagram 3: A triangle divided into three sections. The top section contains the number 11, the bottom-left section contains 3, and the bottom-right section contains 19. There are empty boxes for the numbers on the left, right, and bottom sides.

Diagram 4: A triangle divided into three sections. The top section contains the number 7, the bottom-left section contains 7, and the bottom-right section contains 18. There are empty boxes for the numbers on the left, right, and bottom sides.

Diagram 5: A triangle divided into three sections. The top section contains the number 15, the bottom-left section contains 3, and the bottom-right section contains 2. There are empty boxes for the numbers on the left, right, and bottom sides.

Diagram 6: A triangle divided into three sections. The top section contains the number 8, the bottom-left section contains 8, and the bottom-right section contains 14. There are empty boxes for the numbers on the left, right, and bottom sides.

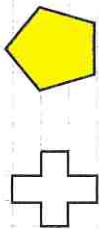
Name:

Klasse:

Mathematik

Muster zeichnen 8

Zeichne die angefangenen Muster weiter und male diese richtig aus.





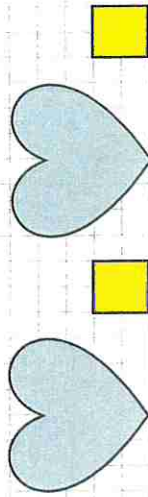
Name:

Klasse:

Mathematik

Muster zeichnen 7

Zeichne die angefangenen Muster weiter und male diese richtig aus.



Verdoppeln und Halbieren 3



1. Teile die Sterne in 2 Gruppen.

2. Teile die Zahlen in zwei gleich große Hälften

$$4 = 2 + 2$$

$$8 = \underline{\hspace{2cm}}$$

$$14 = \underline{\hspace{2cm}}$$

$$12 = \underline{\hspace{2cm}}$$

$$18 = \underline{\hspace{2cm}}$$

3. Verdopple die Zahlen

$$4 + 4 = 8$$

$$8 + \underline{\hspace{2cm}} = \underline{\hspace{2cm}}$$

$$7 + \underline{\hspace{2cm}} = \underline{\hspace{2cm}}$$

$$3 + \underline{\hspace{2cm}} = \underline{\hspace{2cm}}$$

$$5 + \underline{\hspace{2cm}} = \underline{\hspace{2cm}}$$

Verdoppeln und Halbieren 4



1. Teile die Sterne in 2 Gruppen.

2. Teile die Zahlen in zwei gleich große Hälften

$$4 = 2 + 2$$

$$6 = \underline{\hspace{2cm}}$$

$$10 = \underline{\hspace{2cm}}$$

$$2 = \underline{\hspace{2cm}}$$

$$16 = \underline{\hspace{2cm}}$$

3. Verdopple die Zahlen

$$4 + 4 = 8$$

$$8 + \underline{\hspace{2cm}} = \underline{\hspace{2cm}}$$

$$7 + \underline{\hspace{2cm}} = \underline{\hspace{2cm}}$$

$$3 + \underline{\hspace{2cm}} = \underline{\hspace{2cm}}$$

$$5 + \underline{\hspace{2cm}} = \underline{\hspace{2cm}}$$



Verdoppeln und Halbieren 5

Teile die Symbole in 2 Gruppen und zeichne die Hälfte ein



Verdoppeln und Halbieren 6

Verdopple die Dinge:
